

Metropolitan Nashville Airport Authority

# LEGISLATIVE UPDATE

### **MNAA Vision**

To deliver exemplary customer service by providing premier airport services and facilities.

### **MNAA Mission**

To be the heartbeat of the Mid-South by providing services and facilities that keep Music City flying high.

### **MNAA Core Values**

E<sup>3</sup> : Enterprising,  
Entertaining,  
Exercising, Intersecting



Metropolitan Nashville Airport Authority<sup>SM</sup>  
A Six Sigma Organization

One Terminal Drive • Suite 501 • Nashville, TN 37214-4114

## Second-quarter Report FY10

Letter to the Delegation

Financial and Statistical Highlights



Metropolitan Nashville Airport Authority<sup>SM</sup>  
A Six Sigma Organization

# LEGISLATIVE UPDATE: SECOND-QUARTER REPORT FY10

February 22, 2010

To the Honorable Members of the Davidson County Delegation of the 106th Tennessee General Assembly:

The Nashville International Airport continues to undergo important improvements and renovations.

We are particularly excited that the facility lease and concession agreements for the proposed **new rental car facility** at Nashville International Airport were approved at our January board meeting. This project, which will sustain 350 jobs during construction, will include the construction of a consolidated rental car facility located in the existing long-term parking lot A, adjacent to the north side of the existing short-term parking garage. The existing rental car companies will be relocated from the short-term garage and terminal areas to the new facility to allow for additional public parking.

The complex will be a three-story, precast concrete garage structure that will accommodate 10 rental car companies and provide a total of 2,400 ready/return stalls and storage. An adjacent area of approximately five acres will include a quick-turnaround facility that offers vehicle washing areas, vehicle fueling positions and a vehicle stacking area. Construction began immediately and is scheduled to be completed in November 2011.

And, phase II of BNA's terminal renovation project continues to move ahead. This is a continuation of the first interior renovation in the history of BNA's existing terminal.

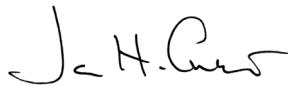
Phase II construction, slated to continue through 2011, also includes:

- Renovation of existing public restrooms and construction of new restrooms
- Replacement of terminal and concourse carpeting and tile
- Replacement of existing heating and air conditioning units
- Renovation of airline gate hold rooms
- Replacement of wall coverings on ticketing, baggage and ground transportation levels
- Enlargement of ticket lobby
- Renovation of baggage claim
- Installation of the in-line explosive detection system

Our goal with these projects is to improve the Nashville Airports Experience for passengers, partners and employees. We greatly appreciate your continued interest in and support of MNAA. Please contact us with any questions or if you would like additional information.



Raul L. Regalado, C.A.E.  
President and CEO





James H. Cheek III  
Chairman

## STATISTICAL HIGHLIGHTS:



Federal grant activity: \$14,388,800

State grant activity: \$3,795,483



### Total Aircraft Operations

Q2 FY10:	43,969	
Q2 FY09:	44,903	
Difference (#):	-934	
Percentage (%):	-2.1%	



### Gross Certified Landed Weight (GCLW) (000 pounds)

Q2 FY10:	1,455,692	
Q2 FY09:	1,626,710	
Difference (#):	-171,018	
Percentage (%):	-10.5%	



### Enplanements (EPAX)

Q2 FY10:	1,139,363	
Q2 FY09:	1,120,962	
Difference (#):	18,401	
Percentage (%):	1.6%	

### Vehicles Parked

Q2 FY10:	375,161	
Q2 FY09:	369,098	
Difference (#):	6,063	
Percentage (%):	1.6%	

### Passenger Facility Charge (PFC) Revenue

Q2 FY10:	\$2,826,907	
Q2 FY09:	\$2,534,547	
Difference (\$):	\$292,360	
Percentage (%):	11.5%	

## Nashville International Airport (BNA) Operating Activity

### Revenues (000)

Q2 FY10	\$18,180
Q2 FY09	\$17,270

Difference (\$)	\$910
Percentage (%)	5.3%

### Expenses (000)

Q2 FY10	\$13,121
Q2 FY09	\$12,750

Difference (\$)	\$371
Percentage (%)	2.9%

### Q2 Revenues Detail (000)

Passenger Airline	\$ 5,287
Parking	6,534
Concession	4,147
Rents & Permits	1,811
Cargo	401
	<u>          </u>
	\$ 18,180

### Q2 Expenses Detail (000)

Personnel	\$ 7,011
Purchased Services	4,004
Materials & Supplies	409
Utilities	1,156
Other	541
	<u>          </u>
	\$13,121